



One Year Limited Warranty

Amcor, Inc. ("Amcor") warrants the original retail purchaser ("Purchaser") purchasing in the United States that the Amcor product with which this warranty is enclosed is free from defects in materials and workmanship.

Amcor's sole obligation under this warranty is to replace, or at Amcor's discretion, to repair, free of charge, all defective parts, for a period of one (1) year from date of original purchase. ANY IMPLIED WARRANTY OF MERCHANTABILITY IS SIMILARLY LIMITED TO ONE (1) YEAR FROM DATE OF ORIGINAL PURCHASE AND NO ACTION BASED UPON ANY IMPLIED WARRANTY OF MERCHANTABILITY OR OTHERWISE MAY BE COMMENCED AFTER EXPIRATION OF ONE (1) YEAR FROM DATE OF ORIGINAL RETAIL PURCHASE. Some states do not allow limitations on how long an implied warranty lasts, so the above limitation may not apply to you.

The provisions of this warranty shall not apply to any product which in Amcor's judgment has been (1) subject to misuse or neglect. (2) damaged in an accident. (3) used for a purpose for which it was not designed, or (4) repaired or altered in any way that adversely affected its performance or reliability.

To obtain warranty service, the defective product or part must be shipped or delivered to: Amcor's authorized service center. All postage, insurance and shipping charges are the responsibility of the Purchaser and are not included in this warranty.

AMCOR NEITHER ASSUMES NOR AUTHORIZES ANY PERSON TO ASSUME FOR IT ANY OTHER (LIABILITY IN CONNECTION WITH ITS PRODUCTS, THERE ARE NO WARRANTIES WHICH EXTEND BEYOND THE DESCRIPTION ON THE FACE HEREOF. NO RESPONSIBILITY IS ASSUMED FOR INCIDENTAL OR CONSEQUENTIAL DAMAGES THAT MAY RESULT FROM THE USE OF AN AMCOR PRODUCT, NOR FOR THE DAMAGES DUE TO ACCIDENT, ABUSE, LACK OF RESPONSIBLE CARE, THE AFFIXING OF ANY UNAUTHORIZED ATTACHMENT, LOSS OF PARTS, OR USE AT A VOLTAGE OTHER THAN SPECIFIED. Some states do not allow the exclusion of limitation of incidental or consequential damages, so these limitations may not apply to you.

Amcor disclaims all liabilities for defects or damages caused by use of replacement parts obtained from or by service at any service center other than Amcor's authorized service center.

This warranty gives you specific legal rights, and you may also have other rights which vary from state to state.

Product: **AMCOR Ultra Clean Ficus Tree Air Purifier** Model: AM-70
Date Purchased: _____ Production Code: _____

QUESTIONS? Call 201-460-8100 · www.amcorgroupusa.com
Amcor, Inc. · 685-A Gotham Parkway · Carlstadt, NJ 07072

Made in China

11/2004

Cat. No. 913123430


Dear Customer: Please keep this warranty for your record. **DO NOT** return it.

UltraClean.

AM-70 Ficus Tree Air Purifier

with the exclusive AMCOR high-tech pure carbon ion generator

Owner's Manual



Congratulations!

The AMCOR Ultra Clean Ficus Tree Air Purifier which you have purchased is a quality-built product.

Its advanced filter system helps remove pollen, dust, tobacco smoke and other airborne particles from the air, providing maximum filtering efficiency with minimal care and maintenance.

To ensure years of satisfactory performance, please read and follow these instructions.



www.amcorgroupusa.com



It is important that you read these instructions before using your new air purifier and we strongly recommend that you keep them in a safe place for future reference



The AMCOR Ultra Clean Ficus Tree Air Purifier is safe. Its AC/DC adaptor has been listed by UL. However, as with other electrical appliance, use it with care.

- Do not clean the AMCOR Ultra Clean Ficus Tree Air Purifier by spraying it or

- Do not insert any flammable liquid in or on the



Routine Service and Cleaning

Regular maintenance of the unit will keep it operating at maximum effectiveness.
CAUTION: TO REDUCE THE RISK OF INJURY, UNPLUG THE UNIT DURING CLEANING OR FILTER SERVICING.

Enclosure Cleaning

Clean the outside of the unit at least once a week with a damp paper towel moistened with a common household detergent. Use a soft brush to clean (lengthwise) the carbon filament on the front of the outlet grill. Make sure not to damage the carbon filament when cleaning.

Cleaning the Area Around the Unit

It is recommended to wipe the area around the air processor once a week with a wet paper towel in order to remove any accumulation of dust.

Cleaning the Washable Filter

It is recommended to clean this filter every 2 weeks.
To wash the washable filter, follow these steps:

- A. Lift the filter cover, and remove the filter cassette. Clean the filter cassette by dusting it and then washing it in a mild detergent solution. **DRY THE FILTER CASSETTE COMPLETELY BEFORE REINSTALLING!**
- B. Install the filter cassette in its place. Make sure that the filter element is facing away from the Blower (filter element should be facing base of tree).

Replacing the optional carbon pre-filter +95% ASHRAE GRADE pleated air filter

Under normal household/office conditions, the carbon pre-filter and the 95 % ASHRAE GRADE pleated air filter should be replaced every 3 to 6 months, depending on use (filter color will turn dark which indicates it should be replaced).

- A. Lift the filter cover.
- B. Remove the filter and replace it with a new one (do not forget to remove the plastic wrapping).
- C. Write down on the new filter the date you began using it – so that you will know after 6 months if it is time to replace the filter.
- D. Install the filter with the black side facing away from the Blower.

Warning:

Do not wash the 95% ASHRAE GRADE pleated air filter. It must be replaced with a new one.

Placement of the Ficus Tree Air Purifier

ATTENTION: Before deciding on a location for your AMCOR Ultra Clean Ficus Tree Air Purifier, carefully read all the operating instructions as well as the following information.

The principle on which the ionizer works is ionization. The process of ionization accelerates the fallout of pollutants from the air. These pollutants may adhere to surrounding surfaces, causing a dark smudge. Therefore, placement of the unit **away from all non-washable surfaces is a must!**

The AMCOR Ultra Clean Ficus Tree Air Purifier will probably be placed on the floor, but it may be placed on a sufficiently strong stand, with its air outlet facing the user.

In order to allow for proper air flow and to reduce particle buildup, always keep your unit at least 60 cm (2 ft.) from all walls. The air outlet should always face away from the wall.

Caution:

Do not place this unit close to sensitive electronic equipments.

Examples are:

- video tapes
- audio tapes
- floppy disks
- computers
- wrist watches
- touch lamps
- radios
- stereos
- telephones
- VCRs, etc.

Do not operate this unit on metal shelving.

Operation

Connect the plug at the end of the AC/DC adaptor supply cord to the jack at the back of the pot and plug the AC/DC adaptor into an appropriate outlet. Then, select the desired operating speed, High or Low.

The AMCOR Ultra Clean Ficus Tree Air Purifier may be operated 24 hours a day. Check the operation of the AMCOR Ultra Clean Ficus Tree Air Purifier. When the blower turns on, your air purifier is in operation.

If the unit fails to operate:

- Check whether the power control is switched on.
- Check whether the AC/DC adaptor is connected properly to the AMCOR Ultra Clean Ficus Tree Air Purifier.
- Check whether the AC/DC adaptor is securely plugged into the outlet.
- Check whether the outlet is functioning by plugging a lamp into it.



Switch is in the Middle Position:

Unit is off.



Switch is in the Lower Position:

Blower at Low Speed for quiet operation and the Ionizer is on.



Switch is in the Upper Position:

Blower at High Speed for powerful air purification and the Ionizer is on.

How the Ficus Tree Air Purifier works:

Stage 1 – A washable filter that contains 5 layers

- **Layer 1:** Friction caused by air passing through the first honeycomb filter creates an electrostatic charge that captures and retains pollutants, dust and dirt.
- **Layer 2:** Open Pore Polyurethane Foam. This foam is highly permeable and has an extremely high dust-holding capacity.
- **Layer 3:** A second honeycomb filter that also captures and retains pollutants, dust and dirt.
- **Layer 4:** A second Open Pore Polyurethane Foam.
- **Layer 5:** A third honeycomb filter that captures and retains pollutants, dust and dirt. Layers 1-5 are contained in a single, easy to clean cassette.

OPTIONAL (not included) Carbon pre-filter + 95 % ASHRAE GRADE pleated 4 air filter in one cassette (in place of washable filter).

The carbon pre-filter absorbs smells and bad odors, including tobacco smoke. It also captures larger air pollutants like lint, hair and large dust particles. The sophisticated 95% ASHRAE GRADE pleated air filter is a microfiber glass air filtration material with the remarkable ability to trap microscopic particles while allowing pure air to pass through.

The filter material itself is made much the same way as paper, except that glass fibers are used instead of wood fibers. This flat filter material is then pleated to give it an extended surface area, thereby increasing its air handling capacity. The 95% ASHRAE GRADE pleated air filter has an exceptionally large filtering surface area: the unpleated area of this filter is 0.3 m²(3.2ft²). The filter is maintenance-free, durable and does not lose its 95% efficiency over its lifetime. This optional filter may be ordered from Amcor. Call 201-460-8100.

Stage 2 - Ionization

This stage is of utmost importance as it restores the natural balance of the air. After the air is purified, it is further cleaned and ionized at the air outlet using Amcor's patented carbon filament process.

- Ionization substantially reduces the amount of indoor bacteria in the air.
- Ionization can frequently help asthma and allergy sufferers.
- Ionization may help relieve weather-related maladies such as headaches, nausea and physical aches.
- Ionization may help lower tension, resulting in sounder sleep.

